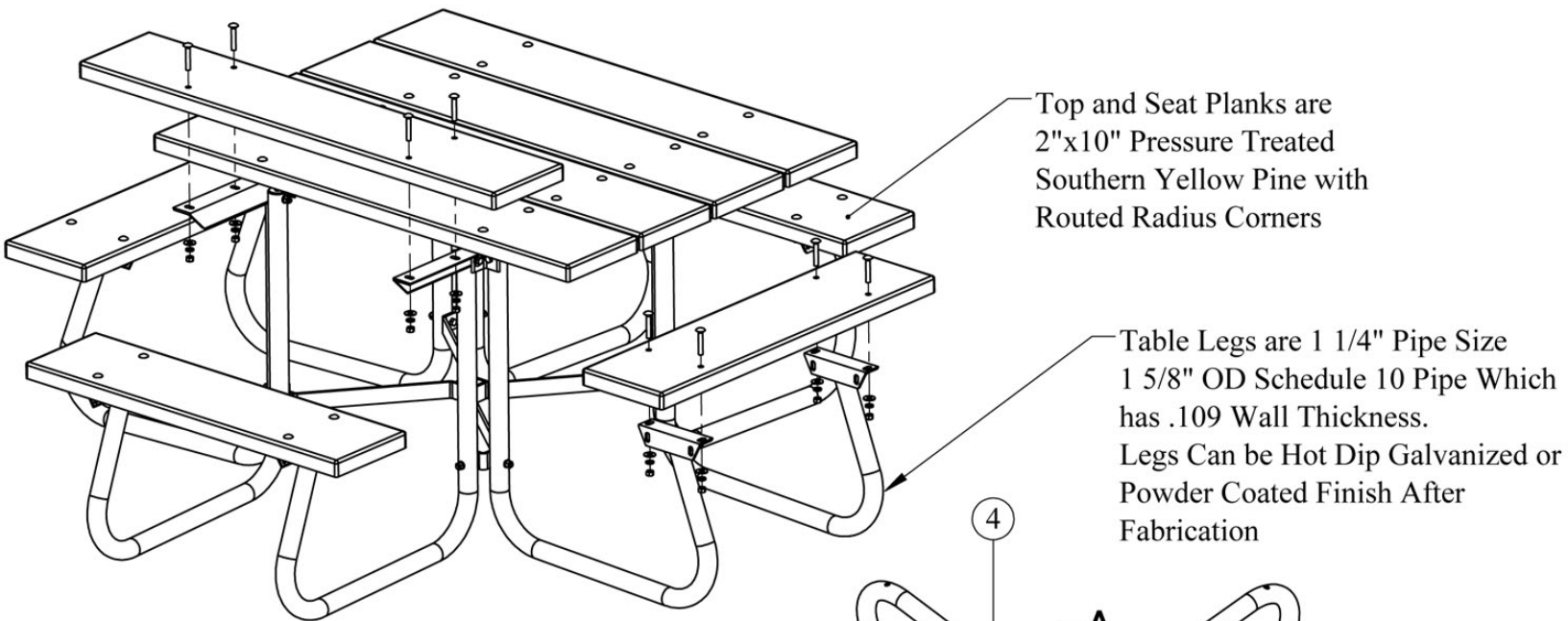
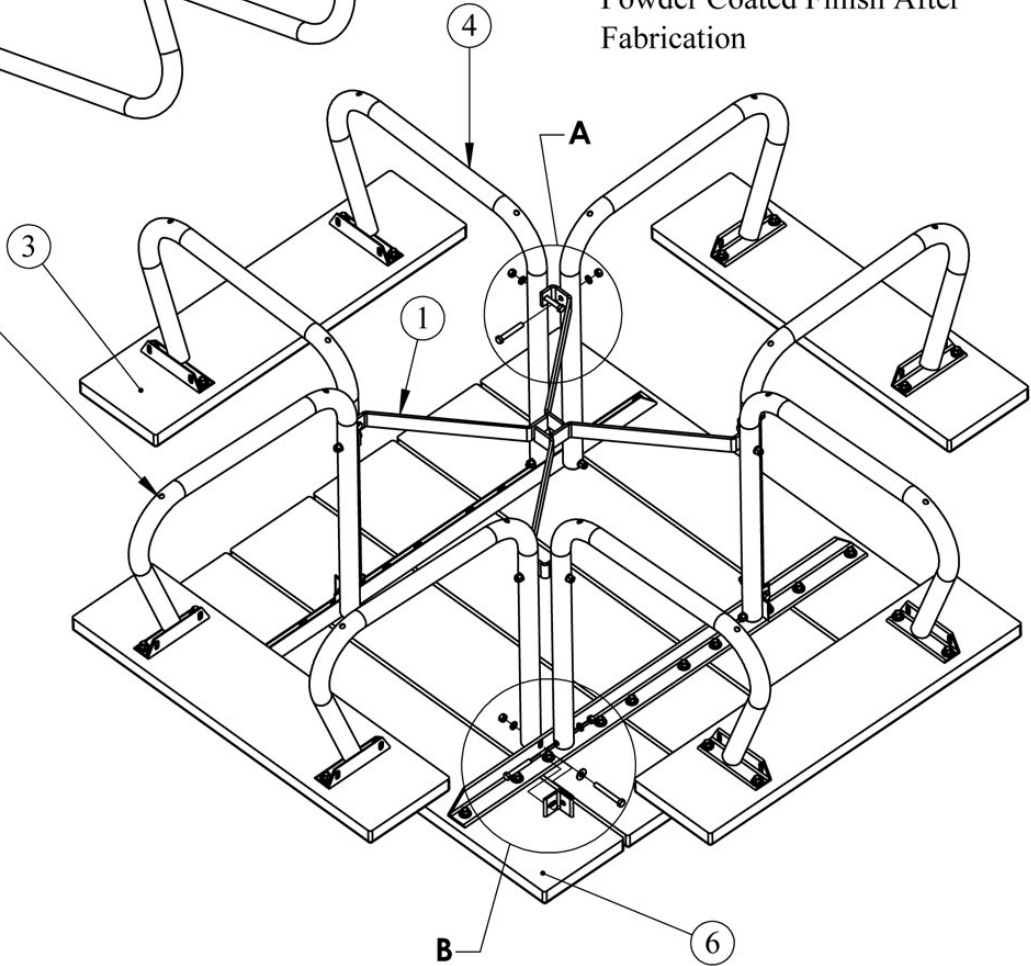
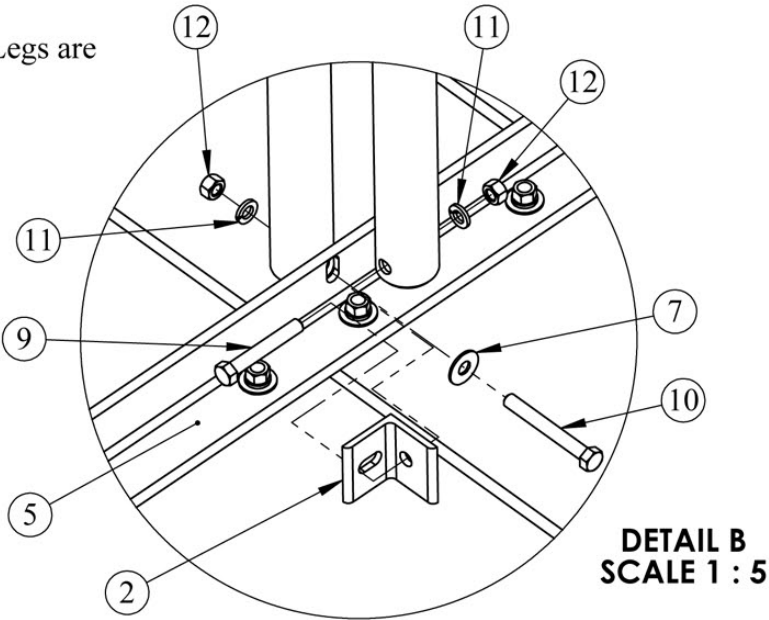
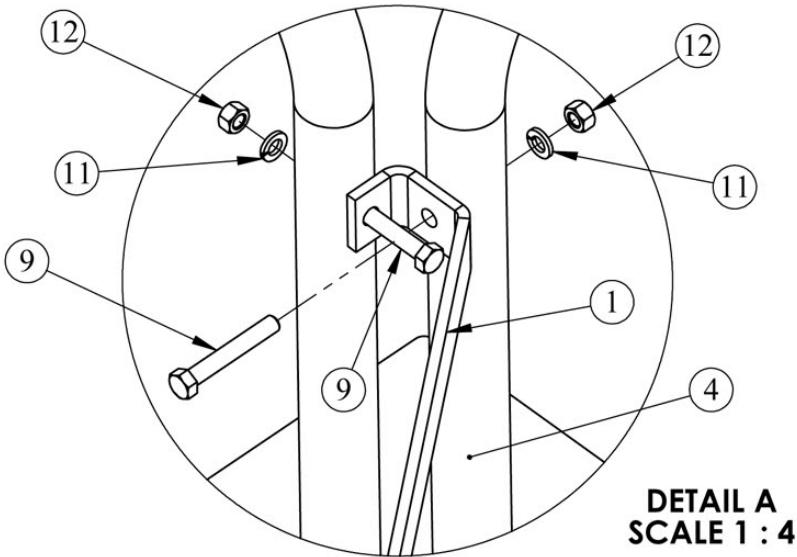


ITEM NO.	PART NUMBER	DESCRIPTION	Wood/QTY.
1	SQ-SA2	SQ SPIDER SUB ASSY	1
2	SQ-66	SQ. TOP ATTACHMENT ANGLE	4
3	3SQW-7	2"x 10" SYP TREATED SEAT PLANK	4
4	RTR-SA1	1 5/8" RTR LEG ASSEMBLY	8
5	SQAW-2	TOP TABLE CLEAT	2
6	4SQW-7	2"x 10" SYP TREATED TOP PLANK	5
7	Regular FW 0.375	3/8" REGULAR FLAT WASHER	40
8	RHSNBOLT 0.375-16x2.25x1-N	CARRIAGE BOLT 3/8"-16x 2 1/4"	36
9	HBOLT 0.3750-16x2.5x1-N	HEX HEAD BOLT 3/8"-16x 2 1/2"	12
10	HBOLT 0.3750-16x3x1-N	HEX HEAD BOLT 3/8"-16x 3"	4
11	Regular LW 0.375	3/8" REG LOCK WASHER	52
12	HNUT 0.3750-16-D-N	HNUT 0.3750-16-D-N	52



1. Place the Table Top Upside Down on a Relatively Flat Surface Such as the Corrugated Card Board that the Product Came in.
2. Assemble the Table Legs as Shown in **DETAIL B**, Make Sure the 3" Long Hex Head Bolt is Used Where the Slots Line Up. Finger Tighten the Bolts and Nuts at This Time.
3. Next Attach the Spider Cross Bracing to the Bottom Part of the Legs. Start with One Corner Using the 3/8"-16x 2 1/2" Hex Head Bolts, Washers, Lock Washers, and Nuts. Go to the Opposite Corner and Insert That Hardware. Do the same Procedure on the Other Set of Legs. Finger Tighten Hardware. **SEE DETAIL A**
4. Tighten the Nuts and Bolts that are Close to the Table Top First, Make Sure the Legs are Straight Up and Down. Tighten the Nuts and Bolts on the Cross Bracing Next.
5. Turn the Table Right Side Up to Attach the Seats to the Seat Brackets. **SEE SHEET 2 for DETAILS**



Confidential Drawing and Information  
is Not to be Copied or Disclosed to Others  
Without the Consent of Kay Industries.  
Specifications Are Subject to Change  
Without Notice.

**FURNITURE LEISURE INC**  
1.800.213.2401 | SALES@FURNITURELEISURE.COM

FurnitureLeisure.com  
PicnicFurniture.com  
ParkTables.com

PoolFurnitureSupply.com  
PicnicTableSupplier.com  
UBrace.com

UNLESS OTHERWISE SPECIFIED:		NAME	DATE			
DIMENSIONS ARE IN INCHES TOLERANCES: FRACTIONAL ± 1/32 BEND ± 1/2° THREE PLACE DECIMAL ± .005	DRAWN	DAT	11/3/2015	TITLE:		
	CHECKED			DESC. 4' SQUARE TABLE TREATED TOP and SEATS		
	ENG APPR.					
DO NOT SCALE DRAWING	MFG APPR.			S:\CADDRWGS\Solidworks\Tables\SJ\		
MATERIAL	Last Saved	11/3/2015 1:31:22 PM				
	COMMENTS:  Approx WGT: 245.4 LBS.			SIZE	PART NO.	REV
SHEET 1 OF 2				B	4SJCW	