

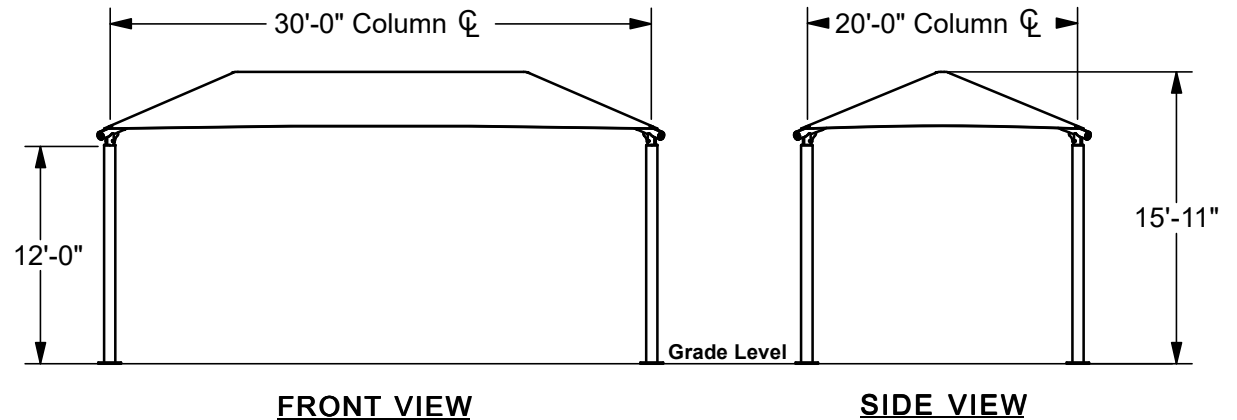
RECTANGLE HIP SHADE

**20' x 30' x 12'**

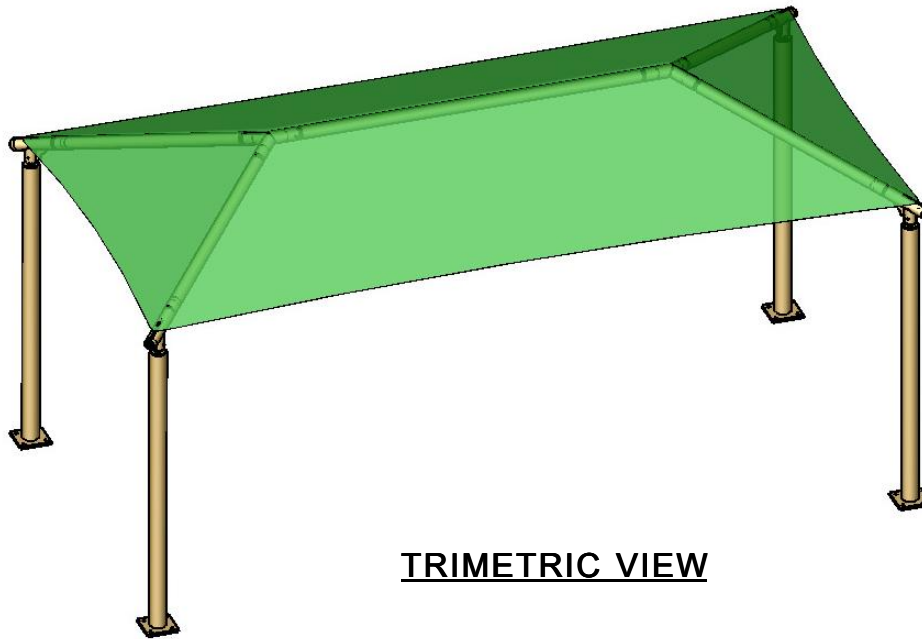
MODEL #:

RD203012SG (With Glide Elbows)

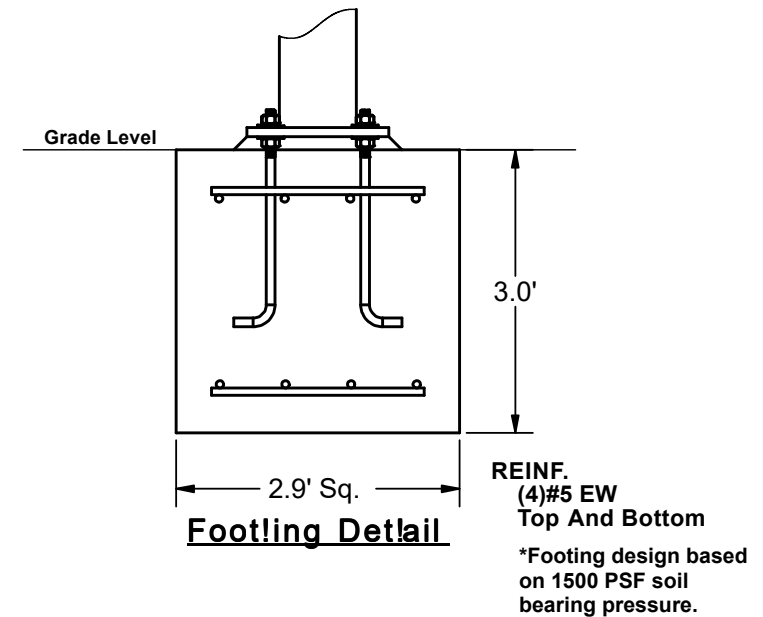
RD203012SN (Without Glide Elbows)



REF.#	PART DESCRIPTION	QTY.
1	Ø6.6"Capped Surface Mount Column	4
2	Angled Elbow	4
3	Ø2.88"Hip Rafter w/ Swaged End	4
4	Ø2.88"Ridge Pole w/ Swaged Ends	1
5	Rectangle "Y" Connection	2
6	Fabric Cover w/ Cable Insert	1
7	Frame Hardware Kit	1



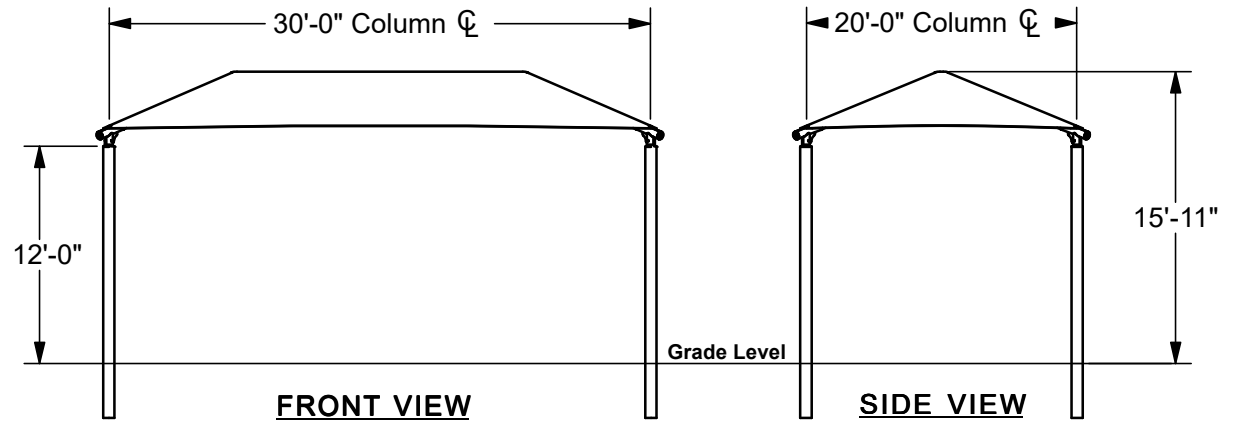
TRIMETRIC VIEW



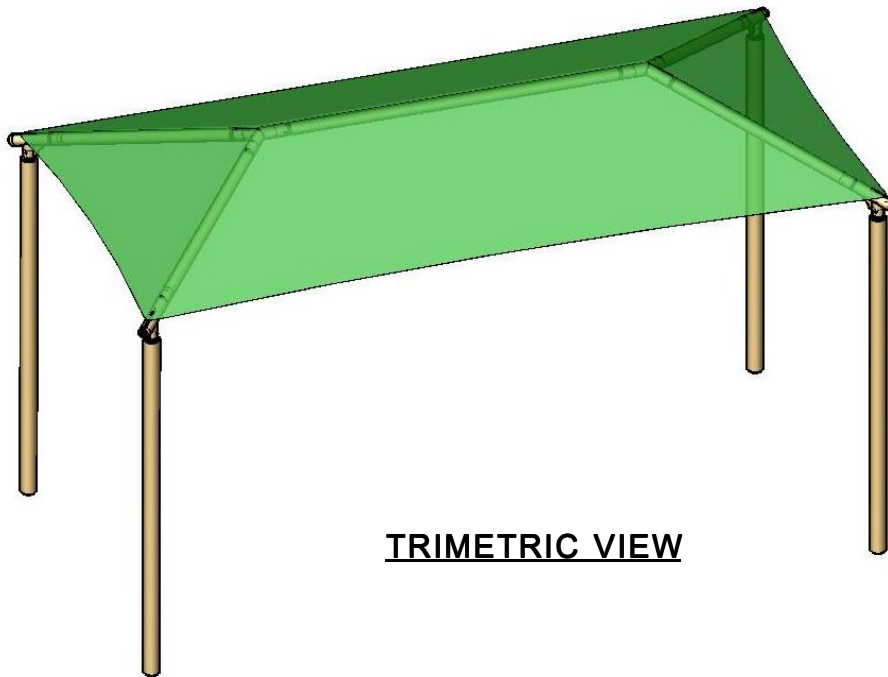
RECTANGLE HIP SHADE

**20' x 30' x 12'**

MODEL #:  
RD203012IG (With Glide Elbows)  
RD203012IN (Without Glide Elbows)



REF.#	PART DESCRIPTION	QTY.
1	Ø6.6" Capped Embedded Column	4
2	Angled Elbow	4
3	Ø2.88" Hip Rafter w/ Swaged End	4
4	Ø2.88" Ridge Pole w/ Swaged Ends	1
5	Rectangle "Y" Connection	2
6	Fabric Cover w/ Cable Insert	1
7	Frame Hardware Kit	1



TRIMETRIC VIEW

